



Poster Formatting for Conferences

Brenda Guerrero, MS.




ADVANCING RESEARCH & CURRICULIM



This Presentation will cover:

- Poster Presentation Guidelines
- Poster Templates
- Poster Development
- Poster Content: Do's and Don'ts
- Poster Session Suggestions
- Poster Printing Services



Poster Presentation Guidelines

Specifications of Poster Presentations

- Recommended poster sizes is 3ft by 6.5ft (36 inches by 78 inches)
- Poster board number assigned to the poster must be placed on upper left-hand corner.
- Include abstract title, author and coauthor names, and the institution(s). Place e-mail address on the upper right-hand.
- Refer to conference guidelines for formatting. (usually APA)

Tips for Poster Preparation

- Posters should stimulate discussion (Keep text to a minimum!)
- Goal: 20% text, 40% graphics, 40% space.
- Ideas flow logically
- Use charts and graphics (avoid large data tables)
- Use high resolution photographs





Southern Flounder Exhibit Temperature-Dependent Sex Determination

J. Adam Luckenbach*, John Godwin and Russell Borski

Department of Zoology, Box 7617, North Carolina State University, Raleigh, NC 27695



Poster Sample

Negative Points

- Results and conclusions do not relate back to context (Introduction).
- Title could be more direct: "Water Temperature Determines Sex of Southern Flounder"
- Title font is small- could be larger.
- Too much white space between the columns.

Introduction

Southern flounder (*Paralichthys lethostigma*) support valuable fisheries and show great promise for aquaculture. Female flounder are known to grow faster and reach larger adult sizes than males. Therefore, information on sex determination that might increase the ratio of female flounder is important for aquaculture.

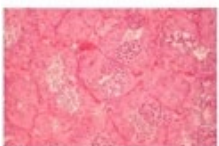
Objective

This study was conducted to determine whether southern flounder exhibit temperature-dependent sex determination (TSD), and if growth is affected by rearing temperature.

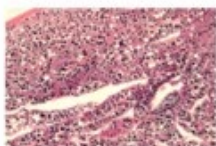
Methods

- Southern flounder broodstock were strip spawned to collect eggs and sperm for *in vitro* fertilization.
- Hatched larvae were weaned from a natural diet (rotifers/*Artemia*) to high protein pelleted feed and fed until satiation at least twice daily.
- Upon reaching a mean total length of 40 mm, the juvenile flounder were stocked at equal densities into one of three temperatures 18, 23, or 28°C for 245 days.
- Gonads were preserved and later sectioned at 2-6 microns.
- Sex-distinguishing markers were used to distinguish males (spermatogenesis) from females (oogenesis).

Histological Analysis

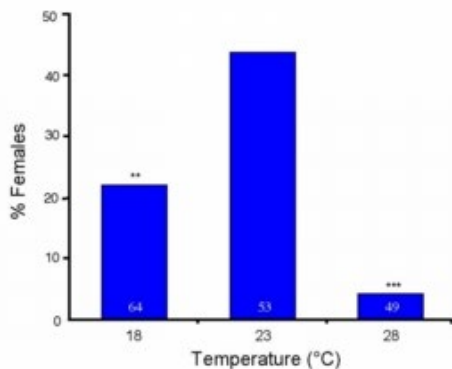


Male Differentiation



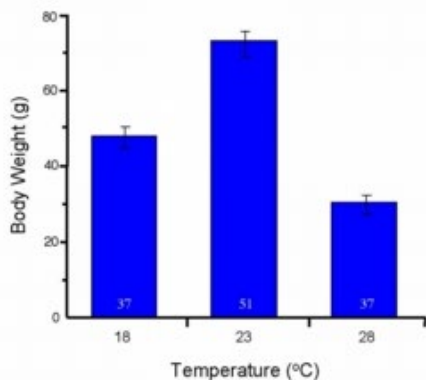
Female Differentiation

Temperature Affects Sex Determination

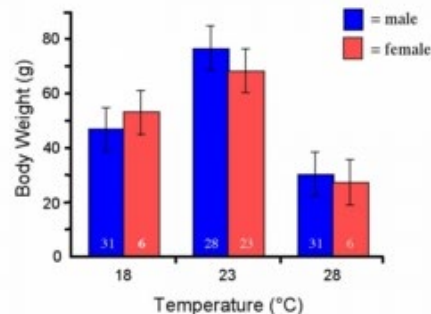


(**P < 0.01 and ***P < 0.001 represent significant deviations from a 1:1 male:female sex ratio)

Rearing Temperature Affects Growth



Growth Does Not Differ by Sex



Results

- Sex was discernible in most fish greater than 120 mm long.
- High (28°C) temperature produced 4% females.
- Low (18°C) temperature produced 22% females.
- Mid-range (23°C) temperature produced 44% females.
- Fish raised at high or low temperatures showed reduced growth compared to those at the mid-range temperature.
- Up to 245 days, no differences in growth existed between sexes.

Conclusions

- These findings indicate that sex determination in southern flounder is temperature-sensitive and temperature has a profound effect on growth.
- A mid-range rearing temperature (23°C) appears to maximize the number of females and promote better growth in young southern flounder.
- Although adult females are known to grow larger than males, no difference in growth between sexes occurred in age-0 (< 1 year) southern flounder.

Acknowledgements

The authors acknowledge the Saltonstall-Kennedy Program of the National Marine Fisheries Service and the University of North Carolina Sea Grant College Program for funding this research. Special thanks to Lea Ware and Beth Shimps for help with the work.



Poster templates

Poster templates are readily available online!

- <http://gradschool.unc.edu/academics/resources/postertips.html>
- http://www.posterpresentations.com/html/free_poster_templates.html

THE UNIVERSITY
of NORTH CAROLINA
at CHAPEL HILL

Title of Poster

Your Name

Heading 1

Lorem ipsum dolor sit amet, consectetur adipiscing elit. Nullam leo dui, posuere sit amet dolor eget, aliquet molestie turpis.

- Praesent nibh neque, tristique ut est at, finibus gravida neque.
- Sed blandit molestie libero. Integer tempus nibh ac eugue commodo, sit amet feugiat erat lacinia.
- Duis convallis, mi congue commodo mattis, nunc metus lacinia est, vitae rhoncus est nulla non ante.

Heading 2

- Morbi consectetur dolor id tellus rutrum, eu mollis enim dictum.
- Aliquam elementum aliquet velit sed auctor.
- Donec sollicitudin maximus commodo. Donec fermentum magna eu orci maximus, quis tempus arcu ultricies.
- Proin eu tortor et tellus laoreet gravida vel sit amet ante.

Heading 3

Sales

45% 30% 15% 10%

Lorem ipsum dolor sit amet, consectetur adipiscing elit. Nullam leo dui, posuere sit amet dolor eget, aliquet molestie turpis.

- Aliquam a dapibus risus.
- Vivamus leo dui, laoreet sit amet ipsum eu, ultrices dapibus odio.
- Duis mollis tincidunt lorem, non congue mauris sagittis ac. Suspendisse nec dignissim turpis.
- Nulla maximus mi sit amet risus semper, quis auctor purus porta.

Heading 4

Vivamus consectetur velit quis varius mattis. Donec sit amet porttitor purus. Orci varius natoque penatibus et magnis dis parturient montes, nascetur ridiculus mus. Suspendisse lacus turpis, feugiat sed convallis ut, placerat vitae nunc. Cras eu vestibulum nisi. Sed posuere vehicula diam sed luctus. Vestibulum efficitur magna vel nulla pharetra tincidunt. Nullam ullamcorper arcu venenatis suscipit sagittis.

Aliquam sit amet arcu pretium turpis ultrices feugiat non eget dolor. Vivamus tempus orci non magna placerat, nec ornare sapien posuere. Vivamus rhoncus, risis id congue bibendum, ex massa laoreet tortor, at vestibulum odio dui pretium quam.

Donec at semper libero, at dignissim justo. Maecenas tempus leo quis velit malesuada porttitor. Praesent et rhoncus sem. Aliquam a dapibus risus. Vivamus leo dui, laoreet sit amet ipsum eu, ultrices dapibus odio.

References

- Reference one
- Reference two
- Reference three
- Reference four
- Reference five

THE UNIVERSITY
of NORTH CAROLINA
at CHAPEL HILL

Title of Poster

Your Name

Heading 1

Lorem ipsum dolor sit amet, consectetur adipiscing elit. Nullam leo dui, posuere sit amet dolor eget, aliquet molestie turpis.

- Praesent nibh neque, tristique ut est at, finibus gravida neque.
- Sed blandit molestie libero. Integer tempus nibh ac eugue commodo, sit amet feugiat erat lacinia.
- Duis convallis, mi congue commodo mattis, nunc metus lacinia est, vitae rhoncus est nulla non ante.

Morbi consectetur dolor id tellus rutrum, eu mollis enim dictum.

- Aliquam elementum aliquet velit sed auctor.
- Donec sollicitudin maximus commodo. Donec fermentum magna eu orci maximus, quis tempus arcu ultricies.

Heading 2

Lorem ipsum dolor sit amet, consectetur adipiscing elit. Nullam leo dui, posuere sit amet dolor eget, aliquet molestie turpis. Praesent nibh neque, tristique ut est at, finibus gravida.

- Aliquam a dapibus risus.
- Vivamus leo dui, laoreet sit amet ipsum eu, ultrices dapibus odio.
- Duis mollis tincidunt lorem, non congue mauris sagittis ac.

Sales

45% 30% 15% 10%

Heading 3

Chart Title

Vivamus consectetur velit quis varius mattis. Donec sit amet porttitor purus. Orci varius natoque penatibus et magnis dis parturient montes, nascetur ridiculus mus.

Suspendisse lacus turpis, feugiat sed convallis ut, placerat vitae nunc. Cras eu vestibulum nisi. Sed posuere vehicula diam sed luctus. Vestibulum efficitur magna vel nulla pharetra tincidunt. Nullam ullamcorper arcu venenatis suscipit sagittis.

Heading 4

Aliquam sit amet arcu pretium turpis ultrices feugiat non eget dolor. Vivamus tempus orci non magna placerat, nec ornare sapien posuere.

[Text]

[Text]

[Text]

Donec at semper libero, at dignissim justo. Maecenas tempus leo quis velit malesuada porttitor. Praesent et rhoncus sem. Aliquam a dapibus risus. Vivamus leo dui, laoreet sit amet ipsum eu, ultrices dapibus odio.

References

- Reference one
- Reference two
- Reference three
- Reference four
- Reference five

Duis accusan elit at velit consequat porta. Duis ultricies placerat lectus et commodo. Integer dignissim nec orci mollis condimentum. Nullam eget massa a odio interdum facilisis. Sed pellentesque elementum nulla, sed elementum magna vehicula ac. Integer imperdiet augue quis fermentum porttitor. Maecenas euismod aliquam sagittis. Etiam mollis maximus facilisis. Fusce aliquam mi libero, id lobortis sem faucibus a. Aenean quis porttitor nulla, a interdum lorem.

Pellentesque sollicitudin bibendum urna, laoreet feugiat dolor ultrices eu. Curabitur id sem et neque mollis faucibus et ut orci. Nunc vel velit quis tortor volutpat auctor. Praesent ac ipsum non massa bibendum dignissim. Ut semper nulla a libero commodo, eget congue felis malesuada. In mauris nibh, accusan at sem in, maximus imperdiet elit.

THE UNIVERSITY
of NORTH CAROLINA
at CHAPEL HILL

Title of Poster

Your Name

Heading 1

Lorem ipsum dolor sit amet, consectetur adipiscing elit. Nullam leo dui, posuere sit amet dolor eget, aliquet molestie turpis.

- Praesent nibh neque, tristique ut est at, finibus gravida neque.
- Sed blandit molestie libero. Integer tempus nibh ac eugue commodo, sit amet feugiat erat lacinia.
- Duis convallis, mi congue commodo mattis, nunc metus lacinia est, vitae rhoncus est nulla non ante.

Cras porta pretium nisi, quis malesuada ex dignissim dictum. Sed arcu massa, consectetur nec massa eu, consectetur efficitur mauris. Donec laoreet turpis vitae odio maximus ornare. Morbi porta nunc augue, semper porta ligula pellentesque in. Nunc sed quam quis neque laculis egestas aliquet id lacus.

Heading 2

Lorem ipsum dolor sit amet, consectetur adipiscing elit. Nullam leo dui, posuere sit amet dolor eget, aliquet molestie turpis. Praesent nibh neque, tristique ut est at, finibus gravida.

- Aliquam a dapibus risus.
- Vivamus leo dui, laoreet sit amet ipsum eu, ultrices dapibus odio.
- Duis mollis tincidunt lorem, non congue mauris sagittis ac.
- Integer euismod malesuada eros eu tristique.
- Donec convallis in ligula at faucibus.
- Etiam facilisis metus sed nunc aliquam aliquet. Suspendisse nec dignissim turpis.

Sales

45% 30% 15% 10%

Heading 3

Vivamus consectetur velit quis varius mattis. Donec sit amet porttitor purus. Orci varius natoque penatibus et magnis dis parturient montes, nascetur ridiculus mus. Suspendisse lacus turpis, feugiat sed convallis ut, placerat vitae nunc. Cras eu vestibulum nisi. Sed posuere vehicula diam sed luctus. Vestibulum efficitur magna vel nulla pharetra tincidunt. Nullam ullamcorper arcu venenatis suscipit sagittis.

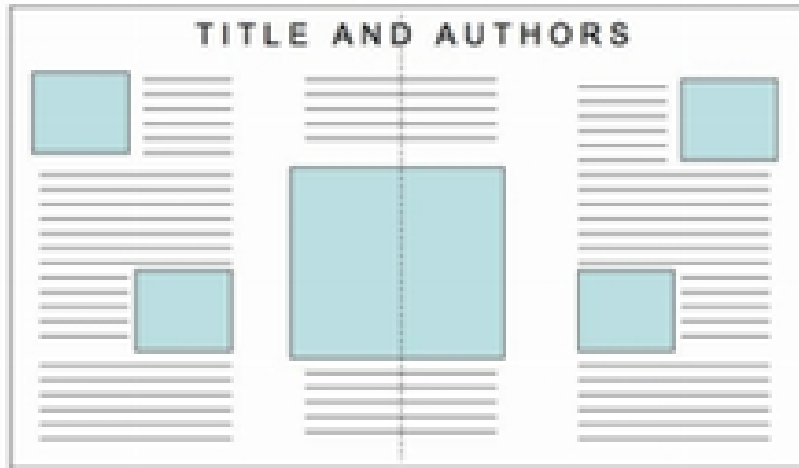
Aliquam sit amet arcu pretium turpis ultrices feugiat non eget dolor. Vivamus tempus orci non magna placerat, nec ornare sapien posuere.

Nunc tristique sit amet quam ut ultricies. Nulla maximus mi sit amet risus semper, quis auctor purus porta.


References

- Reference one
- Reference two
- Reference three
- Reference four
- Reference five

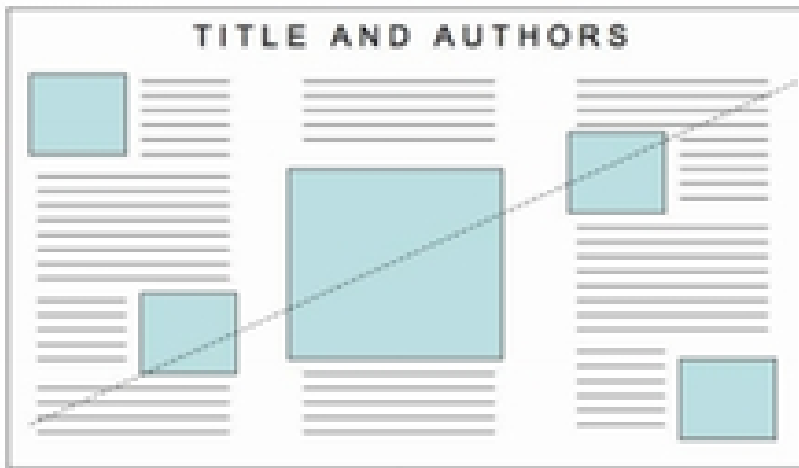
Your poster should have a good visual balance of figures and text, separated by white space. Best images and text are reflected (at least approximately) across a central horizontal, vertical, or diagonal line known as the axis of symmetry.



Horizontal Symmetry



Horizontal & Vertical Symmetry



Diagonal Symmetry



Asymmetry
(text-heavy on left, image-heavy on right)

Size & Display

- Posters no larger than 4 feet high x 4 feet wide.
 - Printed posters 36 inches high x 48 inches wide.
- Always consult guidelines provided by attending conference!
- ****Format is subject to change!****



Poster Development

- Follows rigid format: Runs 3 or 4 columns, read top to bottom, left to right.
- Includes: abbreviated abstract, intro section, methods section, results section, and discussion.
- Only display essential data!

HOW TO DESIGN AN AWARD-WINNING CONFERENCE POSTER
Tullio Rossi

#1 SCRIPTING

- YES to bullet points - NO to long paragraphs.
- Use sections with HEADERS.
- Maximum 250 words! Possibly <150.
- Don't forget your contact information.
- Make sure your poster is telling a story that includes:

Background Question Methods Results Conclusions

#2 DESIGN

- Decide a layout before you start designing.
- Negative space is your friend. 40% should be blank.
- Use 3 to 5 colors.
- Use 1 **accent color** to draw attention.
- NO to images and patterns as background.
- Use 1 to 2 fonts - readable from 1 m.
- Feel: More like an infographic less like a scientific poster.

#3 DATA

- Display only the essential.
- Simplify graphs to make them easier to read.
- Apply the color scheme to the graphs for consistency.

Include one large eye-grabbing visual

2002 2014 +35%

2007 2014

2002 2014 10.5 12.4 10.2 82.4

For extra resources click below:

<http://colinpurrington.com/tips/academic/posterdesign>
<http://guides.library.cornell.edu/poster>

****Remember PAD- Purpose, Audience, and Design**



Poster Content: Do's and Don'ts



Do's

- Maintain white space
- Use lists of sentences
- Keep color combinations simple
- Give graphs titles (in sentence case)
- Graphs and photographs can be seen 6ft away
- Cite literature contents carefully
- Use only single spacing

Don'ts

- Make poster too wordy
- Avoid titles with colons
- Do not add bullets to section headings
- Avoid dark background colors
- Do not clutter with logos
- Do not vary width of text boxes
- Do not use underlining (italics only)



Poster Presentation Suggestions

- Set up and be ready by your poster 30mins before assigned time block
- All authors must be present during poster session
- Engage your audience
- Do not be afraid if you don't know the answer
- Prepare an “elevator” pitch
- Prepare handout/QR code
- Practice, practice, practice





RESEARCH SUPPORT

[Home](#) [Org Chart](#) [People](#) [Orientation](#) [Graduate Success](#) [PD Workshops](#) [Writing Consultation](#) [Research Bootcamp](#) [Research Support](#) [Summer Research](#) [CEES](#)

POSTER PRINTING FOR CONFERENCES

THE TAMIU ARC PROGRAM PROVIDES FREE PRINTING OF POSTERS TO TAMIU STUDENTS.

Students wanting to take advantage of this service must fill out the online form below. They must also have a faculty sponsor and a minimum of one week is required to guarantee fulfillment of service. Find out more about the **file requirements** and other logistics [here](#).

[Request Form](#)

Poster Printing Services

****Free poster printing services provided by ARC!**

<https://www.tamtu.edu/cees/arc/pages/research.support.shtm>





Thank You!



Advancing Research & Curriculum

Graduate Student Academic Success Center

PLG 203 - tel.956.326.2499 - tamiuarc@tamiu.edu

Register for more workshops: go.tamiu.edu/arc-workshops