

Survey Response Summary

Table for Survey Response Summary

In Progress: 0 / .00%
 Completed: 8 / 100.00%
 Average completion time: 3 minutes

Question ▲	Type	Sample Size	Mean	Std. Dev.	Std. Error	95% Confidence Interval	Frequency / Distribution
Question Set: Demographic Information (hide) Instructions: Completion of this evaluation is voluntary and anonymous. Videoconferencing evaluations will help Instructional Technology understand your videoconferencing needs. Please help us better meet your needs by answering the following questions. You are free to leave some or all questions unanswered.							
1: Course ID: (hide) Please type in your Course ID:	Short Answer						(details)
2: Please type the name of the instructor or facilitator. (hide)	Short Answer						(details)
3: Please specify your age group. (hide)	Multiple Choice	8	3.3	1.199	.424	2.248 - 4.252	(hide)
	Response	Value		#		%	
	18 - 22	1		0		0	1

23 - 30	2	3	37.5	
31 - 40	3	2	25	
41 - 50	4	1	12.5	
51 - 60	5	2	25	
61 - 70	6	0	0	
71 +	7	0	0	



4: Please specify your gender. ([hide](#)) Multiple Choice 8 1.3 .433 .153 .888 - 1.612 ([hide](#))

Response	Value	#	%	
Female	1	6	75	
Male	2	2	25	

5: Please specify your ethnicity. (Optional) ([hide](#)) Multiple Choice 8 5 ? ? ? ([hide](#))

Response	Value	#	%	
African American	1	0	0	
Alaskan Native	2	0	0	
American Indian	3	0	0	
Asian	4	0	0	
Hispanic or Latino	5	8	100	
Pacific Islander	6	0	0	
White	7	0	0	
Other	8	0	0	

6: What is your classification? ([hide](#)) Multiple Choice 8 4.4 .484 .171 3.970 - 4.780 ([hide](#))

Response	Value	#	%	
Faculty	1	0	0	
Non-degree Student	2	0	0	
Undergraduate	3	0	0	
Master Degree Student	4	5	62.5	
Doctoral Student	5	3	37.5	

7: Are you a full-time student? ([hide](#)) Multiple Choice 8 1.4 .484 .171 .970 - 1.780 ([hide](#))


Response	Value	#	%	
Yes	1	5	62.5	
No	2	3	37.5	




8: What is your employment status? ([hide](#)) Multiple Choice 8 1.6 .484 .171 1.220 - 2.030 ([hide](#))

Response	Value	#	%	
Full-time	1	3	37.5	
Part-time	2	5	62.5	
Not Applicable	3	0	0	

9: What institution are you taking courses from? ([hide](#)) Multiple Choice 8 1.4 .484 .171 .970 - 1.780 ([hide](#))



Response	Value	#	%	
TAMIU	1	5	62.5	
TAMU	2	3	37.5	
TAMUK	3	0	0	

10: What college does your primary field of study belong to? (hide)		Multiple Choice	8	2	?	?	?	(hide)
<i>Response</i>	<i>Value</i>			<i>#</i>		<i>%</i>		
<i>Canseco School of Nursing</i>	1			0		0		
<i>College of Arts and Science</i>	2			8		100		
<i>College of Education</i>	3			0		0		
<i>A.R. Sanchez, Jr. School of Business</i>	4			0		0		




11: In the past, how many video conferences sessions have you participated in? (hide)		Multiple Choice	8	1.9	1.269	.449	.814 - 2.936	(hide)
<i>Response</i>	<i>Value</i>			<i>#</i>		<i>%</i>		
<i>Never participated in a video conference</i>	1			4		50		
<i>1 - 2 video conferences</i>	2			3		37.5		
<i>3 - 4 video conferences</i>	3			0		0		
<i>5 - 6 video conferences</i>	4			0		0		
<i>7 or more video conferences</i>	5			1		12.5		

Question Set: Your Video Conference Session(s) ([hide](#))


12: What type of video conference did you participate in? (hide)		Multiple Choice	8	1.4	1.409	.498	.197 - 2.553	(hide)
--	--	-----------------	---	-----	-------	------	--------------	--------------------------

Response	Value	#	%	
Class	1	6	75	
Field Trip	2	0	0	
Meeting	3	0	0	
Training	4	0	0	
Other	5	1	12.5	

13: What were your role(s) related to the video conference? ([hide](#)) (hide)

Responses	Value	#	%	
Student	0	7	87.5	
Participant	0	1	12.5	
Presenter	0	0	0	
Instructor	0	0	0	
Facilitator/Host	0	0	0	
Other	0	1	12.5	

14: Location from which you participated? ([hide](#)) (hide)

Response	Value	#	%	
TAMIU, KL 253	1	0	0	
TAMIU, KL 420	2	0	0	
TAMIU, WHTC 104	3	0	0	
TAMIU, WHTC 116	4	0	0	
TAMIU, WHTC 224	5	8	100	
TAMIU, WHTC 226	6	0	0	
TAMIU, ZSC 226	7	0	0	

<i>Cotulla, TX</i>	8	0	0	
<i>Carrizo Springs, TX</i>	9	0	0	
<i>Eagle Pass, TX</i>	10	0	0	
<i>Edingburg, TX</i>	11	0	0	
<i>Pearsall, TX</i>	12	0	0	
<i>San Diego, TX</i>	13	0	0	
<i>Zapata, TX</i>	14	0	0	
<i>Other</i>	15	0	0	

15: If "Other", please state the location you participated from. [\(hide\)](#)

Short Answer



[\(details\)](#)

Question Set: Equipment & Support [\(hide\)](#)



Instructions: Completion of this evaluation is voluntary and anonymous. Videoconferencing evaluations will help Instructional Technology understand your videoconferencing needs. Please help us better meet your needs by answering the following questions. You are free to leave some or all questions unanswered.

16: Overall, interactive discussions and presentations with participants at other sites were: [\(hide\)](#)


Likert Scale

a: (hide)		Likert Scale	8	1.5	.500	.177	1.082 - 1.918	(hide)
<i>Response</i>	<i>Value</i>			<i>#</i>		<i>%</i>		
<i>Excellent</i>	2			4		50		
<i>Good</i>	1			4		50		
<i>Neutral</i>	0			0		0		
<i>Poor</i>	-1			0		0		
<i>Very Poor</i>	-2			0		0		

17: The equipment at the video conference site was: [\(hide\)](#) Likert Scale

a: (hide)		Likert Scale	8	1.6	.484	.171	1.220 - 2.030	(hide)
<i>Response</i>	<i>Value</i>			<i>#</i>		<i>%</i>		
<i>Excellent</i>	2			3		37.5		
<i>Good</i>	1			5		62.5		
<i>Neutral</i>	0			0		0		
<i>Poor</i>	-1			0		0		
<i>Very Poor</i>	-2			0		0		

18: The overall audio quality of the video conference as experienced from your site. [\(hide\)](#) Likert Scale

a: (hide)		Likert Scale	8	1.5	.500	.177	1.082 - 1.918	(hide)
<i>Response</i>	<i>Value</i>			<i>#</i>		<i>%</i>		
<i>Excellent</i>	2			4		50		

<i>Good</i>	1	4	50	
<i>Neutral</i>	0	0	0	
<i>Poor</i>	-1	0	0	
<i>Very Poor</i>	-2	0	0	

19: The overall video quality of the video conference, as experienced, from your site. ([hide](#))

Likert Scale

a: ([hide](#)) Likert Scale 8 1.6 .484 .171 1.220 - 2.030 ([hide](#))

Response	Value	#	%	
<i>Excellent</i>	2	3	37.5	
<i>Good</i>	1	5	62.5	
<i>Neutral</i>	0	0	0	
<i>Poor</i>	-1	0	0	
<i>Very Poor</i>	-2	0	0	

20: Rate the overall performance of any presentation tools (such as, document camera, computer/PowerPoint, etc.) used during the video conference. ([hide](#))


Likert Scale

a: ([hide](#)) Likert Scale 8 1.6 .484 .171 1.220 - 2.030 ([hide](#))

Response	Value	#	%	
<i>Excellent</i>	2	3	37.5	
<i>Good</i>	1	5	62.5	
<i>Neutral</i>	0	0	0	

Poor	-1	0	0	
Very Poor	-2	0	0	

21: Overall, did the video conference start on time? ([hide](#)) Multiple Choice 8 5 ? ? ? ([hide](#))

Response	Value	#	%	
Yes - everything and everyone was ready on time	5	8	100	
Yes - but it started with technical problems	4	0	0	
Yes - but participants at some sites were not ready	3	0	0	
No - technical problems caused the late start	2	0	0	
No - participants being late caused a delayed start	1	0	0	
Neutral	0	0	0	

22: Overall, please rate the technical support at TAMI U provided during the video conference. ([hide](#)) Likert Scale

a: ([hide](#)) Likert Scale 8 1.3 .433 .153 .888 - 1.612 ([hide](#))


Response	Value	#	%	
Excellent	5	6	75	

<i>Good</i>	4	2	25	
<i>Neutral</i>	3	0	0	
<i>Poor</i>	2	0	0	
<i>Very Poor</i>	1	0	0	
<i>Not Applicable</i>	0	0	0	

23: Overall, please rate the technical support at the Far Site provided during the video conference. ([hide](#))

Likert Scale

a: ([hide](#)) Likert Scale 8 1.5 .500 .177 1.082 - 1.918 ([hide](#))


Response	Value	#	%	
<i>Excellent</i>	5	4	50	
<i>Good</i>	4	4	50	
<i>Neutral</i>	3	0	0	
<i>Poor</i>	2	0	0	
<i>Very Poor</i>	1	0	0	
<i>Not Applicable</i>	0	0	0	

24: Please rate the overall support received from the TAMIU following offices and departments. ([hide](#))




Likert Scale

a: Admissions ([hide](#)) Likert Scale 8 1.9 1.615 .571 .525 - 3.225 ([hide](#))




Response	Value	#	%	
<i>Excellent</i>	5	5	62.5	
<i>Good</i>	4	2	25	

<i>Neutral</i>	3	0	0	
<i>Poor</i>	2	0	0	
<i>Very Poor</i>	1	0	0	
<i>Not Applicapble</i>	0	1	12.5	

b: Academic Advisement ([hide](#)) Likert Scale 8 3.1 2.260 .799 1.235 - 5.015 ([hide](#))




Response	Value	#	%	
<i>Excellent</i>	5	3	37.5	
<i>Good</i>	4	2	25	
<i>Neutral</i>	3	0	0	
<i>Poor</i>	2	0	0	
<i>Very Poor</i>	1	0	0	
<i>Not Applicapble</i>	0	3	37.5	

c: Bookstore ([hide](#)) Likert Scale 8 1.9 1.615 .571 .525 - 3.225 ([hide](#))




Response	Value	#	%	
<i>Excellent</i>	5	5	62.5	
<i>Good</i>	4	2	25	
<i>Neutral</i>	3	0	0	
<i>Poor</i>	2	0	0	
<i>Very Poor</i>	1	0	0	
<i>Not Applicapble</i>	0	1	12.5	

d: Business Office ([hide](#)) Likert Scale 8 1.9 1.615 .571 .525 - 3.225 ([hide](#))




Response Value # %

<i>Excellent</i>	5	5	62.5	
<i>Good</i>	4	2	25	
<i>Neutral</i>	3	0	0	
<i>Poor</i>	2	0	0	
<i>Very Poor</i>	1	0	0	
<i>Not Applicapble</i>	0	1	12.5	

e: Career Services ([hide](#)) Likert Scale 8 3.1 2.260 .799 1.235 - 5.015 ([hide](#))

Response	Value	#	%	
<i>Excellent</i>	5	3	37.5	
<i>Good</i>	4	2	25	
<i>Neutral</i>	3	0	0	
<i>Poor</i>	2	0	0	
<i>Very Poor</i>	1	0	0	
<i>Not Applicapble</i>	0	3	37.5	




f: Counseling & Disability Services ([hide](#)) Likert Scale 8 3.1 2.260 .799 1.235 - 5.015 ([hide](#))

Response	Value	#	%	
<i>Excellent</i>	5	3	37.5	
<i>Good</i>	4	2	25	
<i>Neutral</i>	3	0	0	
<i>Poor</i>	2	0	0	
<i>Very Poor</i>	1	0	0	
<i>Not Applicapble</i>	0	3	37.5	




g: Degree Planning (hide)		Likert Scale	8	3.1	2.260	.799	1.235 - 5.015	(hide)
Response	Value		#			%		
Excellent	5		3			37.5		
Good	4		2			25		
Neutral	3		0			0		
Poor	2		0			0		
Very Poor	1		0			0		
Not Applicapble	0		3			37.5		
h: Financial Aid (hide)		Likert Scale	8	3.1	2.260	.799	1.235 - 5.015	(hide)
Response	Value		#			%		
Excellent	5		3			37.5		
Good	4		2			25		
Neutral	3		0			0		
Poor	2		0			0		
Very Poor	1		0			0		
Not Applicapble	0		3			37.5		
i: Library Services (hide)		Likert Scale	8	1.3	.433	.153	.888 - 1.612	(hide)
Response	Value		#			%		
Excellent	5		6			75		
Good	4		2			25		
Neutral	3		0			0		
Poor	2		0			0		

<i>Very Poor</i>	1	0	0	I
<i>Not Applicapble</i>	0	0	0	I

j: Student Affairs ([hide](#)) Likert Scale 8 3.1 2.260 .799 1.235 - 5.015 ([hide](#))

Response	Value	#	%	
<i>Excellent</i>	5	3	37.5	
<i>Good</i>	4	2	25	
<i>Neutral</i>	3	0	0	I
<i>Poor</i>	2	0	0	I
<i>Very Poor</i>	1	0	0	I
<i>Not Applicapble</i>	0	3	37.5	

k: University Registrar ([hide](#)) Likert Scale 8 1.9 1.615 .571 .525 - 3.225 ([hide](#))


Response	Value	#	%	
<i>Excellent</i>	5	5	62.5	
<i>Good</i>	4	2	25	
<i>Neutral</i>	3	0	0	I
<i>Poor</i>	2	0	0	I
<i>Very Poor</i>	1	0	0	I
<i>Not Applicapble</i>	0	1	12.5	

Question Set: Final Comments
([hide](#))


Instructions: Completion of this evaluation is voluntary and

anonymous. Videoconferencing evaluations will help Instructional Technology understand your videoconferencing needs. Please help us better meet your needs by answering the following questions. You are free to leave some or all questions unanswered.

25: Overall, I would participate in another video conference. ([hide](#)) Multiple Choice 8 1 ? ? ? ([hide](#))

Response	Value	#	%	
Yes	1	8	100	
No	2	0	0	
Neutral	3	0	0	

26: I would recommend videoconferencing to my peers. ([hide](#)) Multiple Choice 8 3 ? ? ? ([hide](#))

Response	Value	#	%	
Yes	3	8	100	
No	2	0	0	
Neutral	1	0	0	

27: Considering all factors, please rate the overall quality of the technology and support aspects of the video conference. ([hide](#)) Multiple Choice 8 4.6 .484 .171 4.220 - 5.030 ([hide](#))

Response	Value	#	%	
Excellent	5	5	62.5	
Good	4	3	37.5	
Neutral	3	0	0	

Poor

2

0

0

1

Very Poor

1

0

0

1

28: Please provide any additional comments regarding your video conference experiences. ([hide](#))

Essay

([details](#))

Essay Question Responses -

Survey: Student Videoconference Evaluation - Spring 2014

Question: 28. Please provide any additional comments regarding your video conference experiences.

Responses: 4

#	Response Text
1	It was an interesting class because we interacted with other students from other universities.
2	A really good experience.
3	Thank You Carlos and Marianita for all your support.
4	La computadora borro mis archivos de un USB.